

Dog Coaster

Progress Pictures

Since the work on the needle is somewhat odd it may be uncomfortable to look at while you are learning; I took some photos to show – yep mine looks a bit messy too. I've done enough double knitting now that it doesn't concern me, but on my first project it took about 4 rows before I 'saw' what I was doing and about 10 rows before I could 'read' the work on the needle....but I am still a fairly new knitter.

Cast-on 2 needles:



Row 1: Knit both color yarns into first cast-on stitch



Row 1: completed



Row 2: completed





Row 3: completed



Row 4: completed



Row 5: completed



Row 6: completed



Row 7: completed



Row 7 - side 1



Row 7 - side 2

Row 8: completed




Row 8 - side 2



Row 8 - side 1

Row 22: completed



Row completed: "1-color" row before bind-off

